

DIRECTOR'S REPORT 22/23 APPENDIX 4 OF 4 GRAPH DATA, ADULTS' AND CHILDREN'S SERVICES

Jenkins, Sally Ann - Strategic Director, Social Services

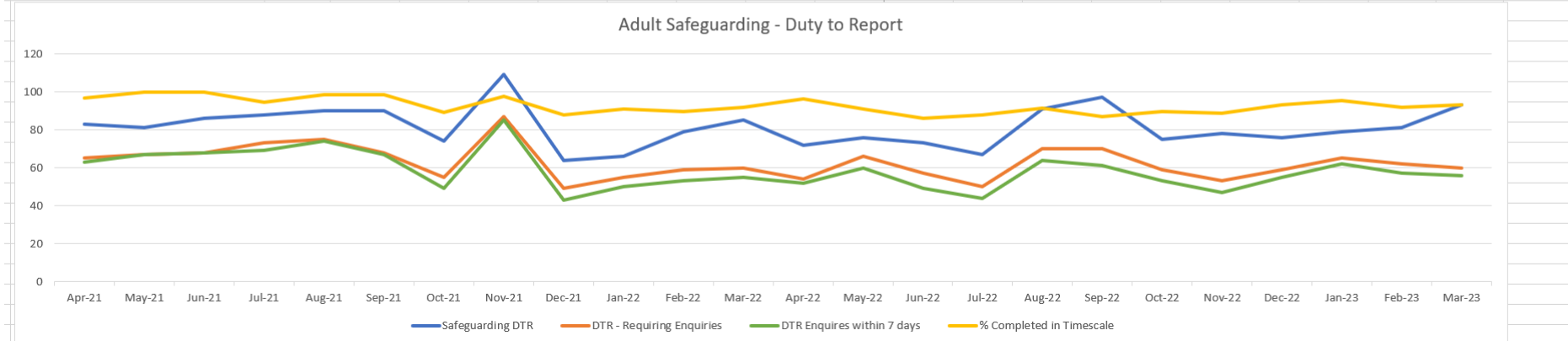
NEWPORT CITY COUNCIL

Contents

	Topic	Page No.
1.	Appendix 1 Welsh Government Checkpoint Data Adults and Children	2-11

Adult Safeguarding – Duty to Report:

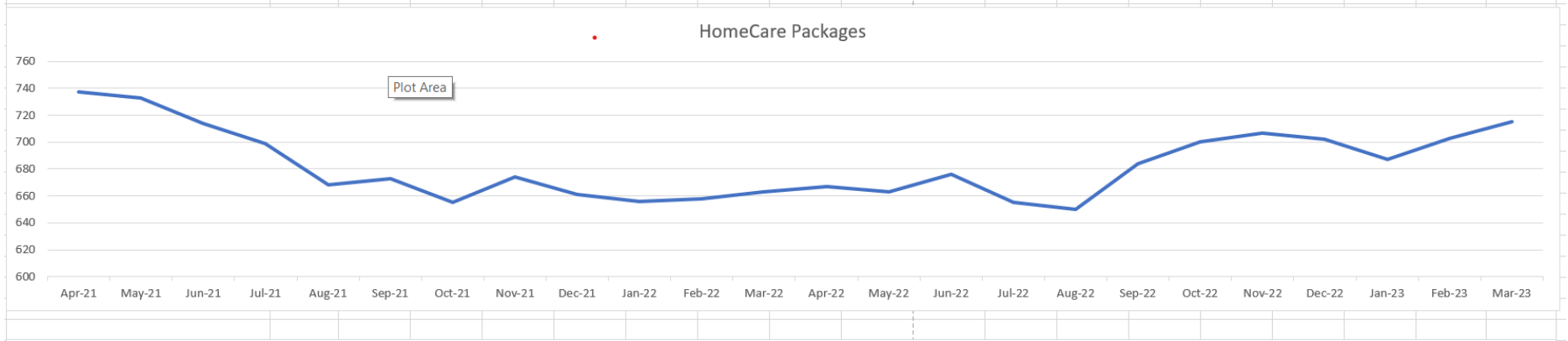
Month	Apr-21	May-21	Jun-21	Jul-21	Aug-21	Sep-21	Oct-21	Nov-21	Dec-21	Jan-22	Feb-22	Mar-22	Apr-22	May-22	Jun-22	Jul-22	Aug-22	Sep-22	Oct-22
Safeguarding DTR	83	81	86	88	90	90	74	109	64	66	79	85	72	76	73	67	91	97	75
DTR - Requiring Enquiries	65	67	68	73	75	68	55	87	49	55	59	60	54	66	57	50	70	70	59
DTR Enquires within 7 days	63	67	68	69	74	67	49	85	43	50	53	55	52	60	49	44	64	61	53
% Completed in Timescale	96.9	100.0	100.0	94.5	98.7	98.5	89.1	97.7	87.8	90.9	89.8	91.7	96.3	90.9	86.0	88.0	91.4	87.1	89.8



Nov-22	Dec-22	Jan-23	Feb-23	Mar-23
78	76	79	81	93
53	59	65	62	60
47	55	62	57	56
88.7	93.2	95.4	91.9	93.3

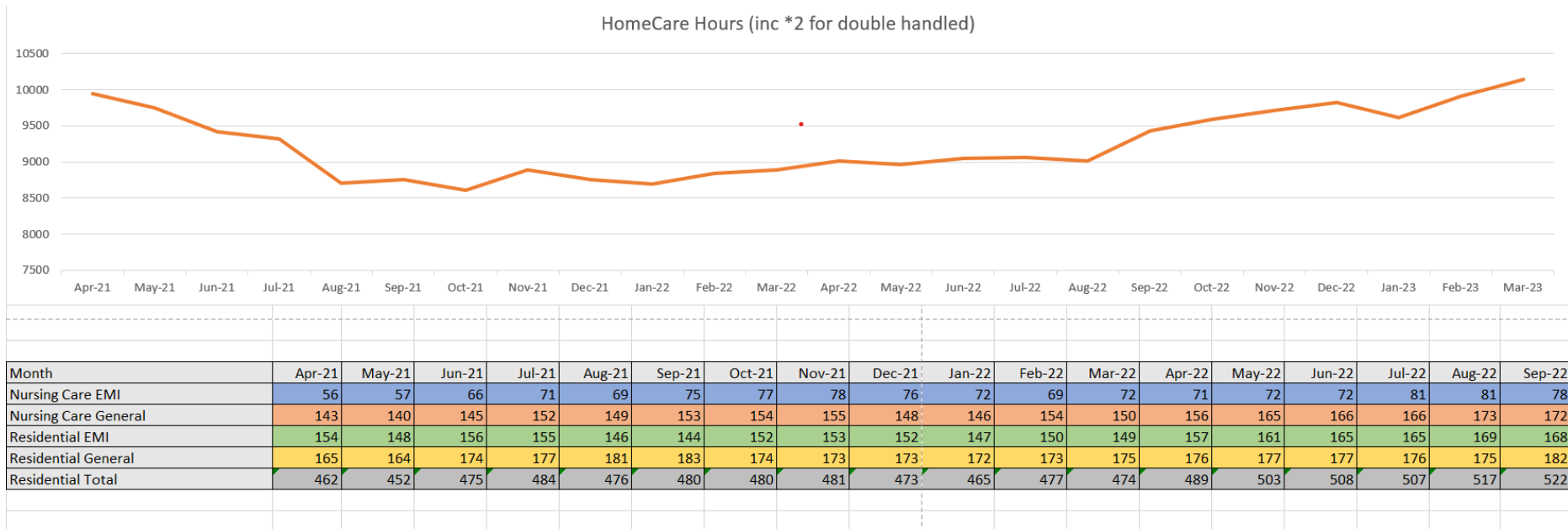
Home Care Packages:

Month	Apr-21	May-21	Jun-21	Jul-21	Aug-21	Sep-21	Oct-21	Nov-21	Dec-21	Jan-22	Feb-22	Mar-22	Apr-22	May-22	Jun-22	Jul-22	Aug-22	Sep-22
HomeCare Packages	737	733	714	699	668	673	655	674	661	656	658	663	667	663	676	655	650	684
Hours (inc *2 for double handled)	9950	9753	9422	9318	8707	8755	8616	8896	8757	8692	8840	8891	9013	8971	9052	9058	9015	9431



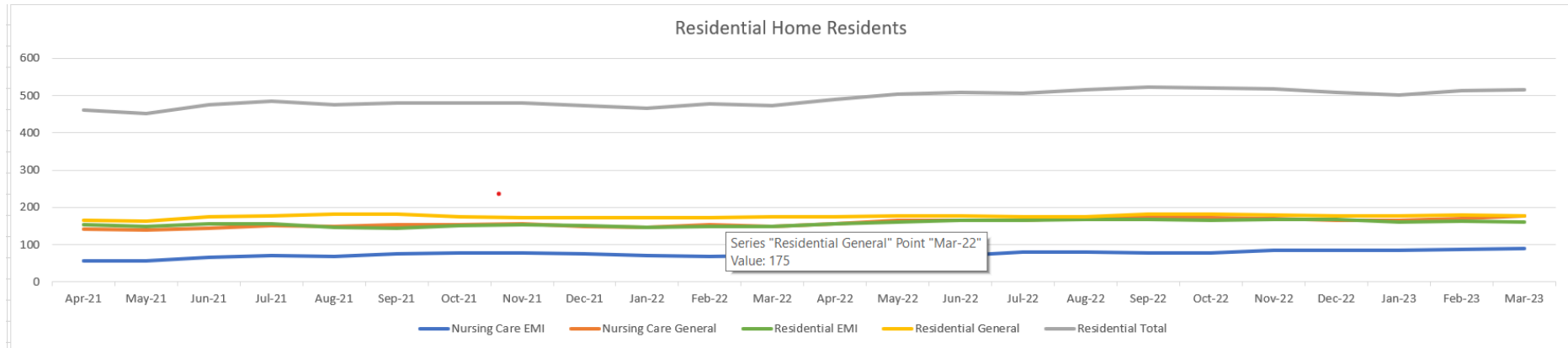
Oct-22	Nov-22	Dec-22	Jan-23	Feb-23	Mar-23
700	707	702	687	703	715
9590	9713	9829	9616	9909	10142

Homecare Hours:



	Oct-22	Nov-22	Dec-22	Jan-23	Feb-23	Mar-23
	79	84	84	85	88	90
	173	171	165	165	171	177
	166	167	167	160	163	161
	182	180	177	177	179	177
	521	518	509	502	513	515

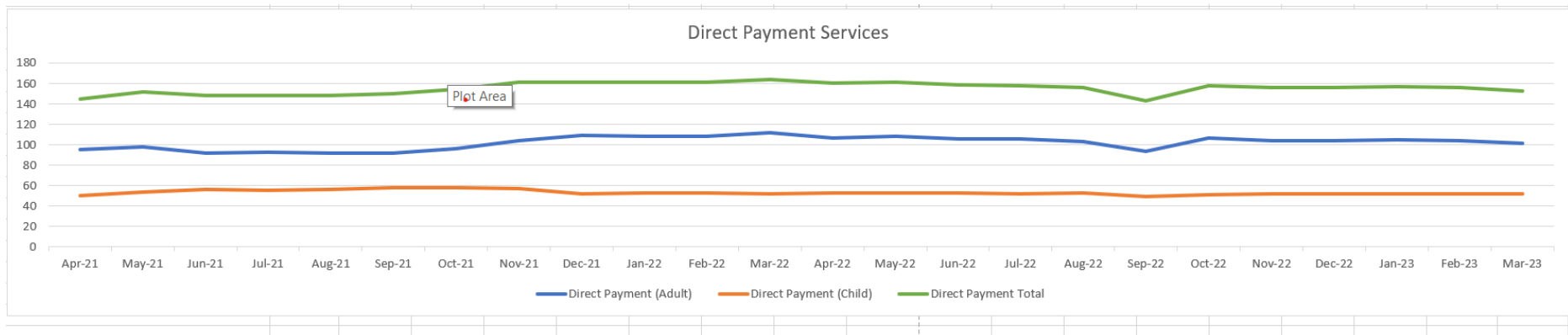
Residential Home Residents:



Month	Apr-21	May-21	Jun-21	Jul-21	Aug-21	Sep-21	Oct-21	Nov-21	Dec-21	Jan-22	Feb-22	Mar-22	Apr-22	May-22	Jun-22	Jul-22	Aug-22	Sep-22
Direct Payment (Adult)	95	98	92	93	92	92	96	104	109	108	108	112	107	108	106	106	103	94
Direct Payment (Child)	50	54	56	55	56	58	58	57	52	53	53	52	53	53	53	52	53	49
Direct Payment Total	145	152	148	148	148	150	154	161	161	161	161	164	160	161	159	158	156	143

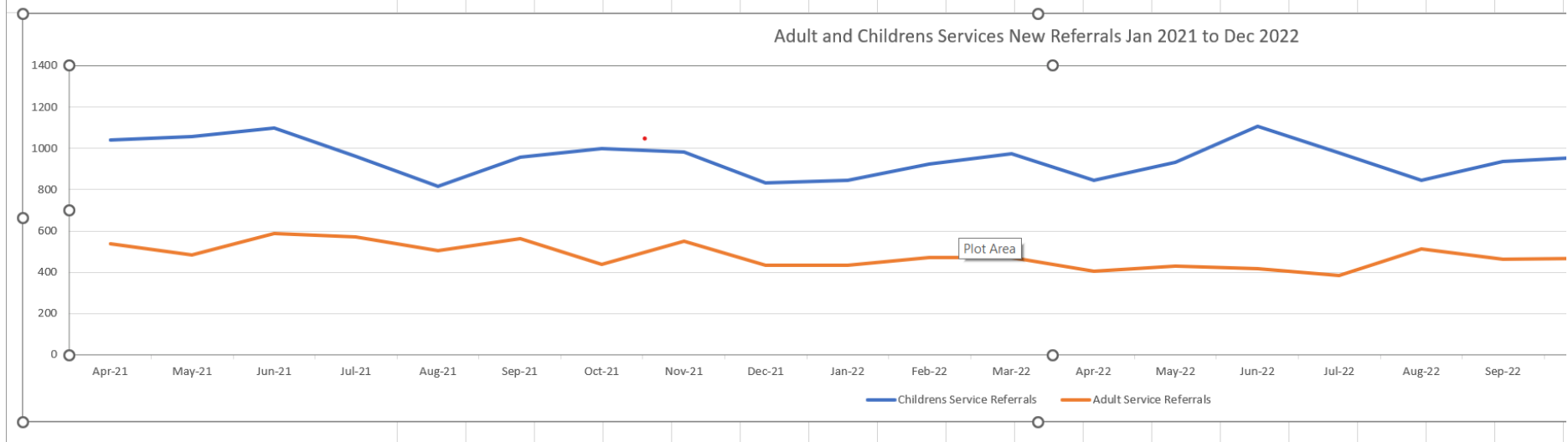
Oct-22	Nov-22	Dec-22	Jan-23	Feb-23	Mar-23
107	104	104	105	104	101
51	52	52	52	52	52
158	156	156	157	156	153

Direct Payment Services:

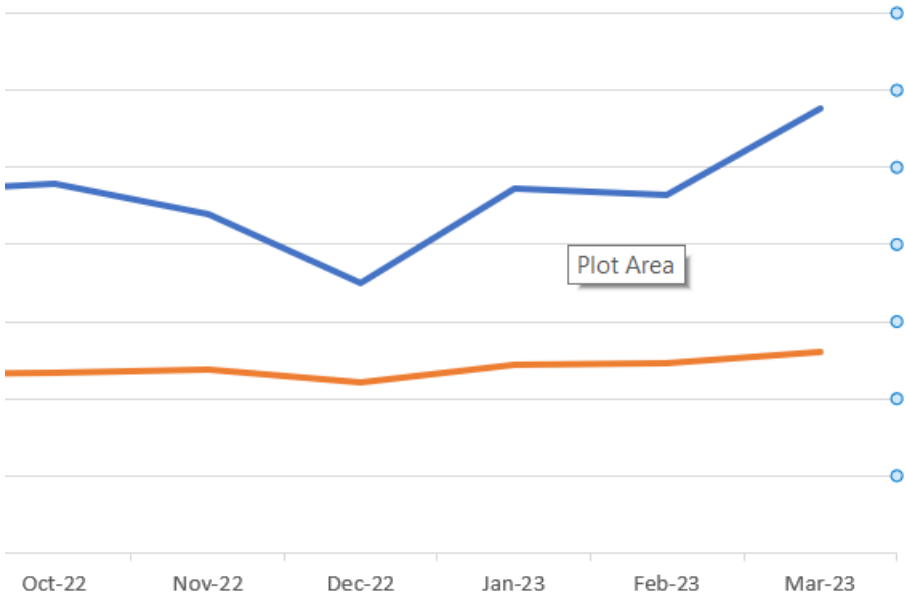


New Referrals:

	Apr-21	May-21	Jun-21	Jul-21	Aug-21	Sep-21	Oct-21	Nov-21	Dec-21	Jan-22	Feb-22	Mar-22	Apr-22	May-22	Jun-22	Jul-22	Aug-22
Childrens Service Referrals	1042	1058	1099	961	818	958	1000	983	831	844	924	973	844	932	1107	980	846
Adult Service Referrals	537	484	586	573	504	563	440	551	434	433	470	471	403	431	417	383	511



Sep-22	Oct-22	Nov-22	Dec-22	Jan-23	Feb-23	Mar-23
936	956	879	698	943	928	1153
465	469	477	442	489	491	523

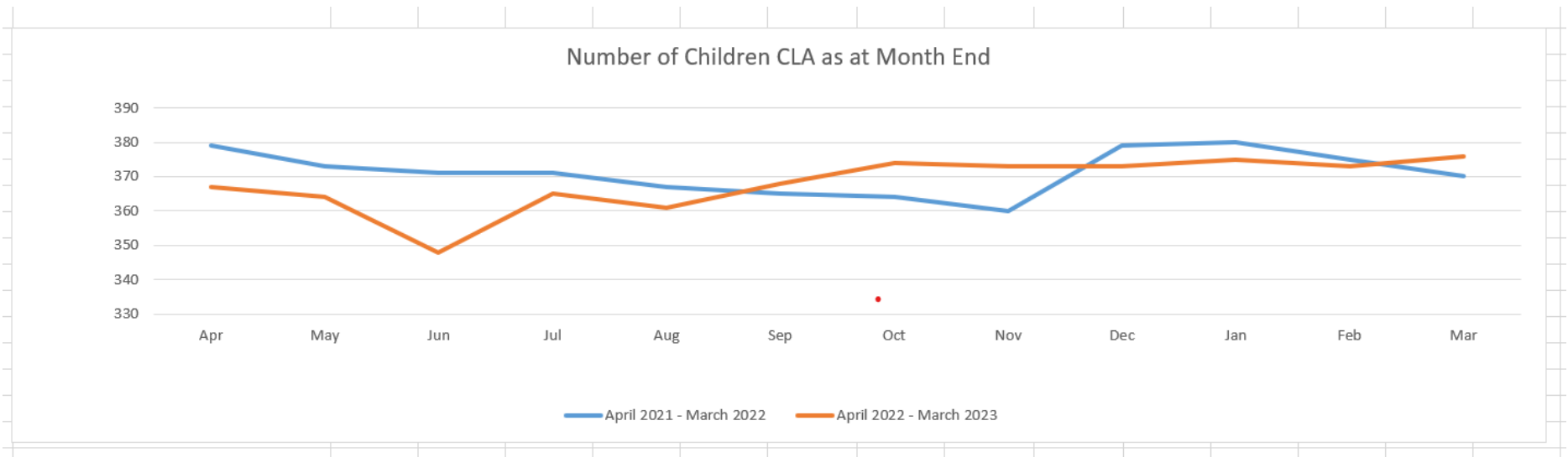


Children Looked After (CLA) Numbers, monthly 2021-2023:

	Apr-21	May-21	Jun-21	Jul-21	Aug-21	Sep-21	Oct-21	Nov-21	Dec-21	Jan-22	Feb-22	Mar-22
No of Children CLA as at month end	379	373	371	371	367	365	364	360	379	380	375	370

	Apr-22	May-22	Jun-22	Jul-22	Aug-22	Sep-22	Oct-22	Nov-22	Dec-22	Jan-23	Feb-23	Mar-23
No of Children LAC as at month end	367	364	348	365	361	368	374	373	373	375	373	376

No of Children CLA as at month end	Apr	May	Jun	Jul	Aug	Sep	Oct	Nov	Dec	Jan	Feb	Mar
April 2021 - March 2022	379	373	371	371	367	365	364	360	379	380	375	370
April 2022 - March 2023	367	364	348	365	361	368	374	373	373	375	373	376

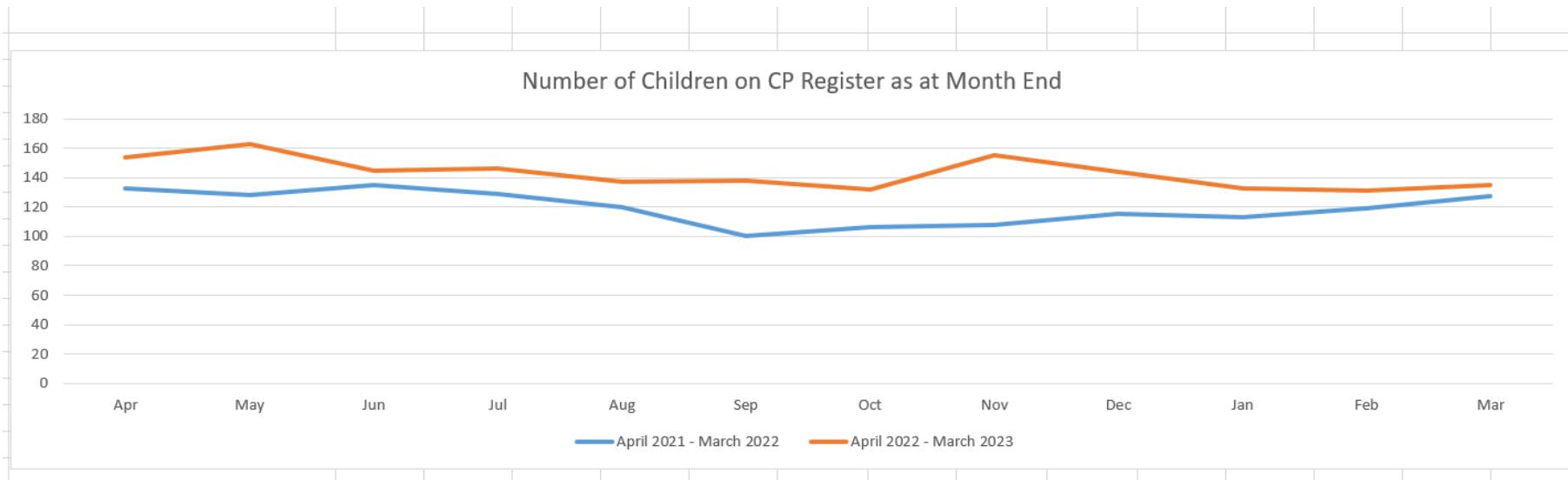


Child Protection Numbers, monthly 2021-2023:

	Apr-21	May-21	Jun-21	Jul-21	Aug-21	Sep-21	Oct-21	Nov-21	Dec-21	Jan-22	Feb-22	Mar-22
No of Children CP as at month end	133	128	135	129	120	100	106	108	115	113	119	127

	Apr-22	May-22	Jun-22	Jul-22	Aug-22	Sep-22	Oct-22	Nov-22	Dec-22	Jan-23	Feb-23	Mar-23
No of Children CP as at month end	154	163	145	146	137	138	132	155	144	133	131	135

No of Children CP as at month end	Apr	May	Jun	Jul	Aug	Sep	Oct	Nov	Dec	Jan	Feb	Mar
April 2021 - March 2022	133	128	135	129	120	100	106	108	115	113	119	127
April 2022 - March 2023	154	163	145	146	137	138	132	155	144	133	131	135



End of Appendix 4

